

Good Morning


Welcome to Tech Tip Tuesday (T^3) for 4/30/19 T^3

To make sure you're protected by the latest security updates, Google Chrome can automatically update when a new version of the browser is available on your device. With these updates, you might sometimes notice that your browser looks different.


Get a Chrome update when available

On your Computer

Normally updates happen in the background when you close and reopen your computer's browser. But if you haven't closed your browser in a while, you might see a pending update:

1. On your computer, open Chrome.
2. At the top right, look at More .
3. If an update is pending, the icon will be colored:
 - Green: An update's been available for 2 days.
 - Orange: An update's been available for 4 days.
 - Red: An update's been available for 7 days.




To update Google Chrome:

1. On your computer, open Chrome.
2. At the top right, click More .
3. Click Update Google Chrome. If you don't see this button, you're on the latest version.
4. Click Relaunch.

The browser saves your opened tabs and windows and reopens them automatically when it restarts. If you'd prefer not to restart right away, click Not now. The next time you restart your browser, the update will be applied.


On your Android Device

Chrome should automatically update based upon your Play Store settings. You can check if there's a new version available:

1. On your Android phone or tablet, open the Play Store app .
2. At the top left, tap Menu  > My apps & games. Apps with available updates are listed under "Updates."
3. Under "Updates," look for Chrome .
4. If Chrome is listed, tap Update.

On your iPhone & Ipad

Chrome should automatically update based upon your Apple App Store settings. You can check if there's a new version available:

1. On your iPhone or iPad, open the App Store.
2. At the bottom, tap Updates.
3. In the pending updates, look for Chrome .
4. If Chrome is listed, tap Update to install.
5. If asked, enter your Apple ID password. The updates will download and install.

Happy Surfing

Joe

Date taken form the [Google Support website](#)